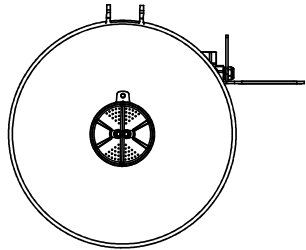
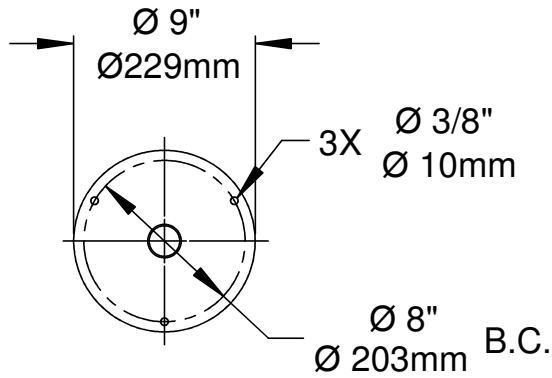


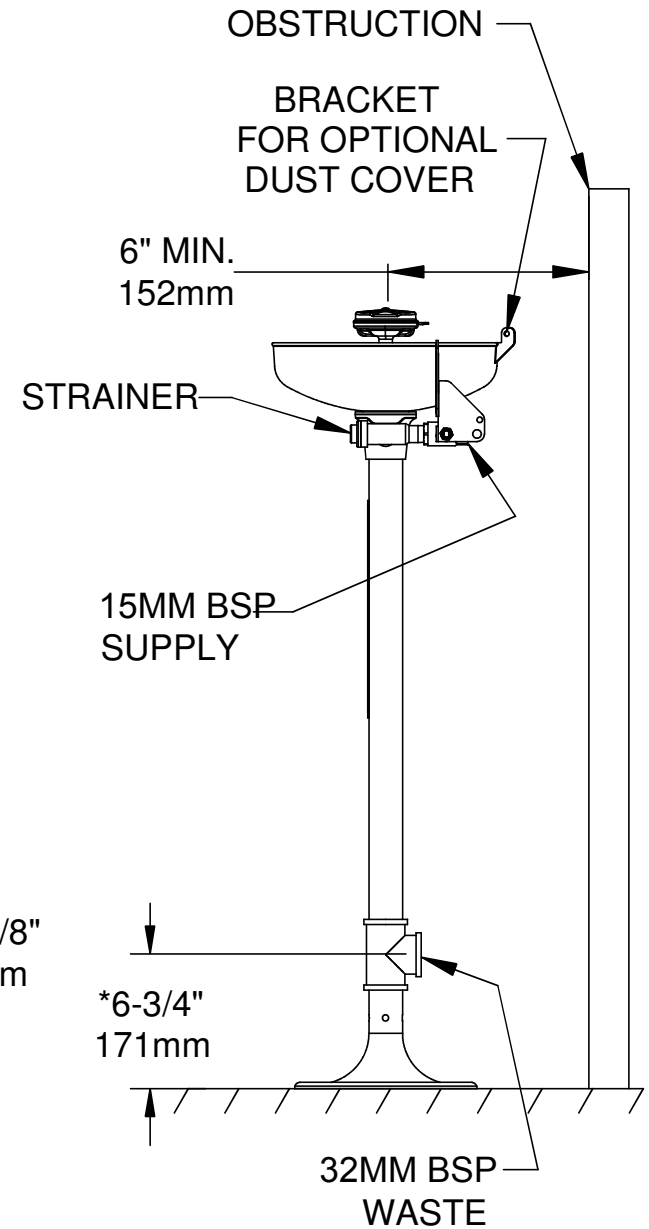
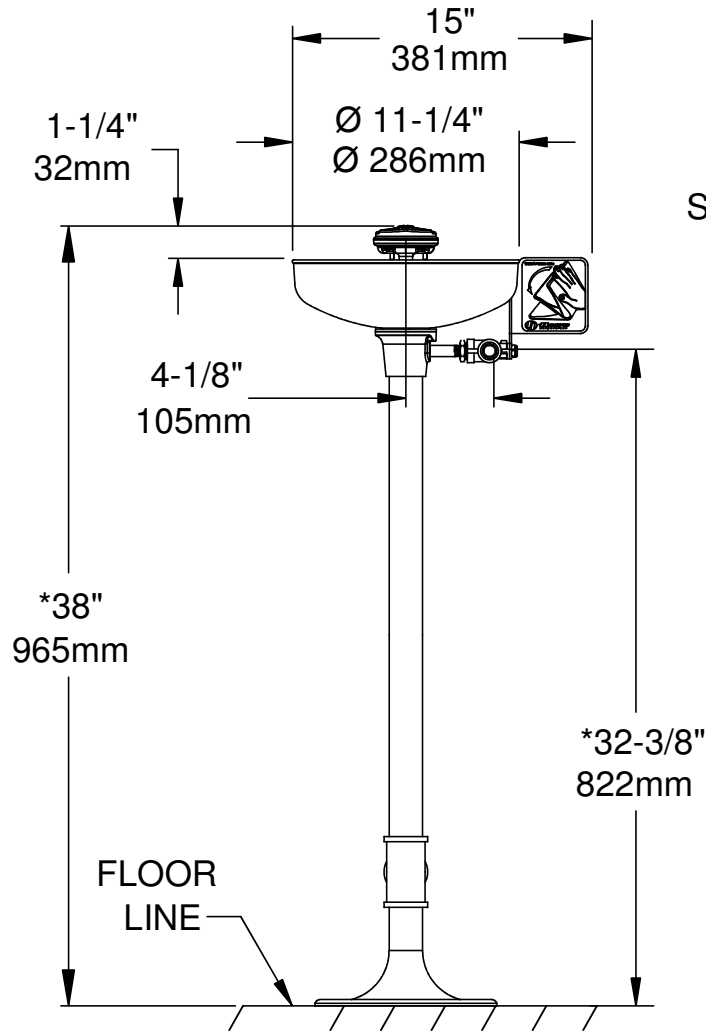
UNIT COMPOSED OF STAINLESS STEEL PIPING, FITTINGS AND VALVE  
EYEWASH HEAD, DUST COVER AND BOWL ARE ABS PLASTIC



TOP VIEW



MOUNTING DETAIL



NOTES:

- TO COMPLY WITH ANSI Z358.1-2009 FOR EMERGENCY EYEWASH AND EYE/FACE WASH:
  - UNIT SHALL BE INSTALLED IN ACCORDANCE WITH MANUFACTURER'S INSTRUCTIONS AND ACCEPTABLE PLUMBING PRACTICES.
  - EYEWASH OR EYE/FACE WASH SHALL BE POSITIONED WITH NOZZLES NOT LESS THAN 83.8 CM (33IN.) AND NO GREATER THAN 114.3 CM (45 IN.) FROM SURFACE ON WHICH USER STANDS AND 15.3 CM (6 IN.) MINIMUM FROM WALL OR NEAREST OBSTRUCTION.

- \*THESE DIMENSIONS MAY VARY ± 1/2" [12.7mm]

		1455 KLEPPE LANE SPARKS, NEVADA 89431 (775) 359-4712 FAX (775) 359-7424 E-MAIL: HAWS@HAWSCO.COM WEBSITE: WWW.HAWSCO.COM	
		ECN NO. REVISED PER BY: ECN: -- DRAWN: SLS DATE: 8/23/16 CHK'D: -- APPROVED: -- DATE: --	MODEL(S) 7261-7271 CF 1016
SCALE: 1:1 DRAWING TYPE: INSTALLATION		SIZE: A SHEET 1 OF 1	DRAWING NO. REV 1